



**Professional
Balustrade
Systems**

Welcome!

We are a leading supplier and installer of Stainless Steel Handrails and balustrades in the UK and Ireland, providing solutions to meet customers requirements.

We are committed to our customers and to ensuring our balustrade systems are aligned to their needs.

Understanding, satisfying and exceeding our customers' expectations sets us aside from our competitors combined with delivering the quality and excellence you would expect from a leading supplier.

We have a strict quality policy that has been communicated to all employees outlining our principles and objectives to deliver the highest standards of customer service from instruction to completion of the installation.

We have a huge and varied portfolio of work from small domestic to the large commercial applications across the whole of the UK and Ireland. Our handrail and balustrade systems are of the highest quality and we offer the most cost effective solution tailored to meet the needs of our customers.

We are CE Certified!

Following months of hard work, creating and modifying our systems, Nassau is delighted to announce our CE Mark certification awarded by the NSAI.

The Construction Products Regulations (CPR) came into effect in across the EU on 1st July 2013. The aim of the regulation is to harmonise the safety performance of construction products across the EU and they apply to anything placed on the market, whether imported or manufactured in the EU.

The CPR defines seven principles for materials that are to be used in civil engineering:

- Mechanical resistance & stability
- Safety in case of fire
- Hygiene, health & the environment
- Safety and accessibility in use
- Protection against noise
- Energy economy & heat retention
- Sustainable use of natural resources

Round Post Glass Balustrade






Round Post Glass Balustrade

The Round Post Glass Balustrade system offers glass frames with cylindrical posts topped with a smooth railing for comfort. They are available in satin or mirror finish, and are ideal for internal and external decking, balcony or stairway applications.

The Professional Glass Balustrade system is perfect for internal and external areas that require a modern, clean look. This system will suit stairs, balconies and decking with mirror and satin finishes for handrails that are a delight to touch and toughened glass for durability.

Further customize this system with clear or frosted glass in a range of sizes for a stunning addition to your domestic property or commercial project.



Round Post Balustrade System



The Intermediate/ mid post is 42.4mm Dia@ 1078mm high – the drill holes are 180 degrees from each other with welded base plates, cover, 4 glass clamps & tube saddle to the top.



The end post comes into two grades, for guidance and advice on which grade of Stainless Steel your end post should be, please call our friendly customer advisors who will answer all of your questions.

This end post is supplied for the Professional Balustrade system. The Professional Glass Balustrade system is perfect for internal and external areas that require a modern, clean look.



Button Glass Balustrade



Button Glass Balustrade

The Glass Button system is a part of the Nassau Products family. Whatever you're looking for in a glass balustrade system, we'll provide a solution. Nassau Engineering wants to work with you to achieve your dream. Our team of specialist technicians will help create a personal tailored design. Get in touch with one of our friendly team to discuss your options and find the right solution for you. We won't abandon you once you've paid, our enthusiastic service team will ensure your questions are answered and you are confident fitting your balustrade system.





Frameless Glass Balustrade

U Channel System - Balustrade



Meet the Frameless Glass Balustrade system where you can enjoy the view in all its glory.


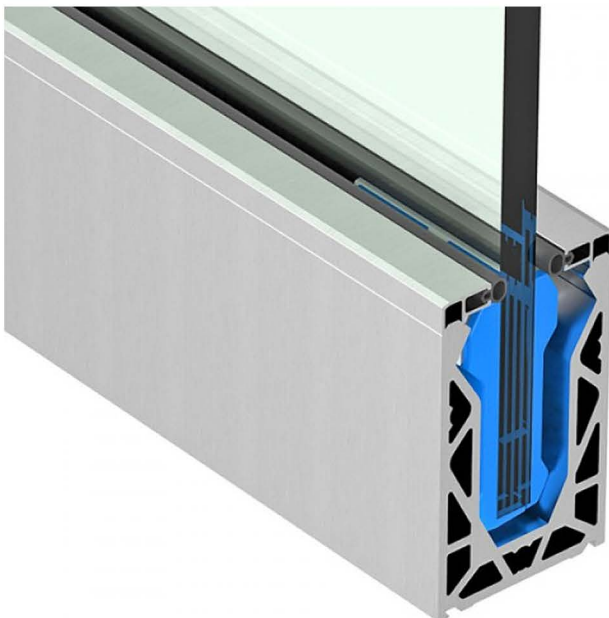
The Aluminium Channel seen here is part of our Frameless Glass Balustrade System.



This product is available with two types of construction including, 12mm and 15mm channels that are suitable for all Frameless glass panels.

This Aluminium channel is sold in 3 metre lengths as standard.

This versatile system can be used internally or externally, featuring an aluminium shoe channel and glass infill with the added option of attaching a top rail. We can supply you with a variety of different sizes compliant to building regulations, which you can customize with clear or frosted glass.



Pinion Glass Balustrade





Pinion Post Glass Balustrade

The Pinion system has arrived, brand new and exclusive to Nassau Products. This glass balustrade features cylindrical posts with no top rail and holds glass panels in place with a stainless steel curved arm and button clamp.

The Pinion Glass Balustrade system is perfect for any area, whether internal or external, looking to update their space and property. This system has numerous applications including stairs, balconies and decking with mirror and satin finishes for handrails that our advisors can advise on depending on where the balustrade is placed.

Customization options for this exclusive system include clear or frosted glass in a range of sizes for a stunning addition to your domestic property or commercial project.



Stainless Steel Rod Balustrade






Stainless Steel Rod Balustrade

Smooth stainless steel posts connected by light hollow stainless steel tubes and a thick handrail ideal for a clean contemporary look.

The Steel Rod balustrade system is an ideal choice for commercial and corporate settings, which can be constructed to suit internal or external settings such as stairways and balconies.

The choice is yours with satin or mirror finishes and posts that can be made to measure with your needs.



Spigot Frameless Glass Balustrade





Spigot Frameless Balustrade System

No matter the obstacles between you and the balustrade system of your dreams, we'll provide the solution. We will work with you to design any system you require and will pay special attention to building regulations when relevant. From our knowledgeable balustrade specialists, CAD team and Operations to aftersales we will deliver an excellent service. If you'd prefer to fit the system yourself we have Installation Videos and Product Guides to help with the installation.

If you need further proof of our excellent products and service check out our 5 star TrustPilot reviews below from our satisfied customers.





Square Post Glass Balustrade



Square Post Glass Balustrade

Make a statement with the Square Tube Balustrade System, which features strong square posts fitted to toughened glass that doesn't sacrifice on style.

This geometric design lends itself well to garden areas, patios, decking areas and balconies as well as internal stairs and walkways.

Fully customizable with the choice of frosted and clear glass as well as the satin or mirror finish for posts.

Top that all off with the option to add a handrail all made to measure and you have a system tailored made for your property.



Square Balustrade System



The Square Corner Post listed here is made from Grade 316 Stainless Steel and has a 40mm squared diameter



The Square Intermediate/Mid Post is part of the Square Glass Balustrade system. Made from Grade 316 Stainless Steel meaning it can be used outdoors.



The Square End Post is made from Grade 316 Stainless Steel, making it ideal for external use. It measures in at 1078mm high with a 40mm square diameter.





Wire Rope Balustrade



Wire Rope Balustrade

Let us introduce you to our wire balustrade systems that features stainless steel posts connected by wire rope infill with a cylindrical top rail.

Fixable to wood, metal or brick, this versatile system can be used internally or externally to add something special to your garden, walkways or stairs.

This system features posts that can be made to measure as well as the option to specify the number of wire rows you want.

We have fitted this system in commercial and domestic properties and as part of bespoke installations, visit our Gallery to see what our customers have achieved.



Wire Rope Balustrade System



The End Post listed here is the Wire Rope End Post. This item measures in at 1078mm high with a 42.4mm diameter for the tube.



The Intermediate Mid Post listed here is 1078mm high with a diameter of 42.4mm. Supplied in Grade 316 Stainless Steel, meaning it is suitable for outdoor use.



1078mm high Corner Post with a 42.4mm diameter supplied by SHS Products in Grade 316 Stainless Steel for use in external environments.



Description

The Professional Glass Balustrade system is perfect for internal and external areas that require a modern, clean look. This system will suit stairs, balconies and decking with mirror and satin finishes for handrails that are a delight to touch and toughened glass for durability. Further customize this system with clear or frosted glass in a range of sizes for a stunning addition to your domestic property or commercial project.

Whatever you're looking for in a glass balustrade system, we'll provide a solution. Nassau wants to work with you to achieve your dream. Our team of CAD specialist technicians will work with you to create a personal tailored design.

Get in touch with one of our friendly team to discuss your options and find the right solution for you. We won't abandon you once you've paid, our enthusiastic service team will ensure your questions are answered and you are confident fitting your balustrade system.

Having worked on thousands of commercial projects we understand what you require from a balustrade system, the right price and a durable stylish product. With the Professional decking balustrade system you can have both, contact us today to find out more.

We will work with you to ensure the balustrade system meets building regulations and if you choose to use our fitters they will work with your team to ensure a smooth installation. The Professional system is test certified for strength to ensure safety.

Specification

Maximum Centres	1200mm	Post Finishes	Satin OR Mirror
Material Grades	GRADE 304 (INTERNAL) GRADE 316 (EXTERNAL)	Glass Options	Coloured, Clear OR Frosted
Glass Thickness	10mm Toughened, 12mm Toughened & 11.5mm Laminate	Base Plates Available	100mm diameter/105mm cover OR 120mm diameter/125mm cover
Standard Height (To top of rail)	1100mm	Compatible Fixings	Wood, Metal & Brick OR Concrete
Post & Glass Measurements	MADE TO MEASURE (Prices vary)	Post Construction	Welded base plate Glass clamps Tube support to top
Tube Diameters	42.4mm		